

Opening Folding Top Case Cover when Clamping Sleeve is Sheared off

- 1 Suitably bend welding wire with approx. 4 mm diameter (Fig. 2).
- 2 Open trunk lid.
- 3 Pass welding wire (4) through right-hand opening of partition panel past left-hand side of hinge into the folding top case.




Fig. 1

4 Welding wire

- 4 Pass welding wire (4) along floor of folding top case and connect it to cable (5) for actuating right-hand lock of folding top case.




Fig. 2

4 Welding wire 5 Folding top case cover cable

- 5 Pull welding wire backward; right-hand folding top case lock opens.

- 6 Open left-hand lock of folding top case by operating crank.

Opening Folding Top Case Cover in Case of other Forms of Damage to Locking Mechanism

- 1 Open front catches at windshield upper rail and side catches at coupe top.
- 2 Press operating lever downward as far as it will go, thereby moving draw hook of center folding top catch to the right.
- 3 If center folding top catch cannot be opened in this way, proceed as follows:
 - a) Remove side panel in rear compartment (68.1–455).
 - b) Pull off trim covering in rear compartment center upwards from the base (68.1–450).
 - c) Drill a hole with a diameter of approx. 10 mm about 160 mm below lower edge of folding top case cover and approx. 30 mm to the right of folding top cover center (measured in direction of travel).




Fig. 3

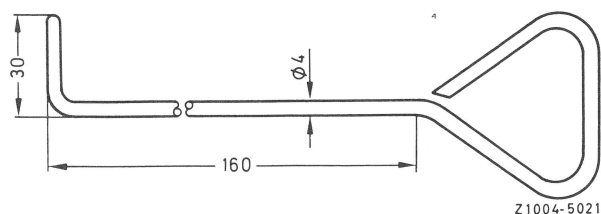
77.1 Opening Folding Top Case Cover

107.04

d) Insert approx. 10 mm thick round bar — rounded off at the front — into the bore and press draw hook below center folding top catch to the right until coupe top or folding top is unlocked (Fig. 3).

4 Remove coupe top or move folding top to the front.

5 Make a hook as shown in the drawing below.



Length when straight approx. 335 mm

Fig. 4

6 Insert hook (6) vertically downward between top hinge (7) and folding top case (Figs. 5 and 6).

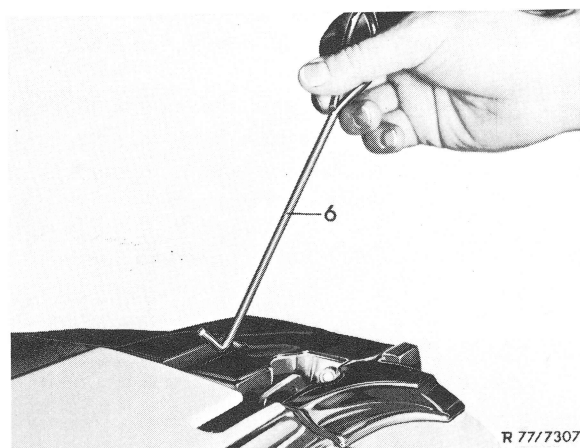


Fig. 5

7 Turn hook (6) 90° in direction of vehicle center.

8 Pull hook (6) upward as far as it will go and press draw hook of folding top cover lock toward the rear.




Fig. 6

7 Top hinge